# Sea Area Monitoring

November 04, 2014

Nuclear Regulation Authority (NRA), Japan

# Sea area within 2km radius from the NPS

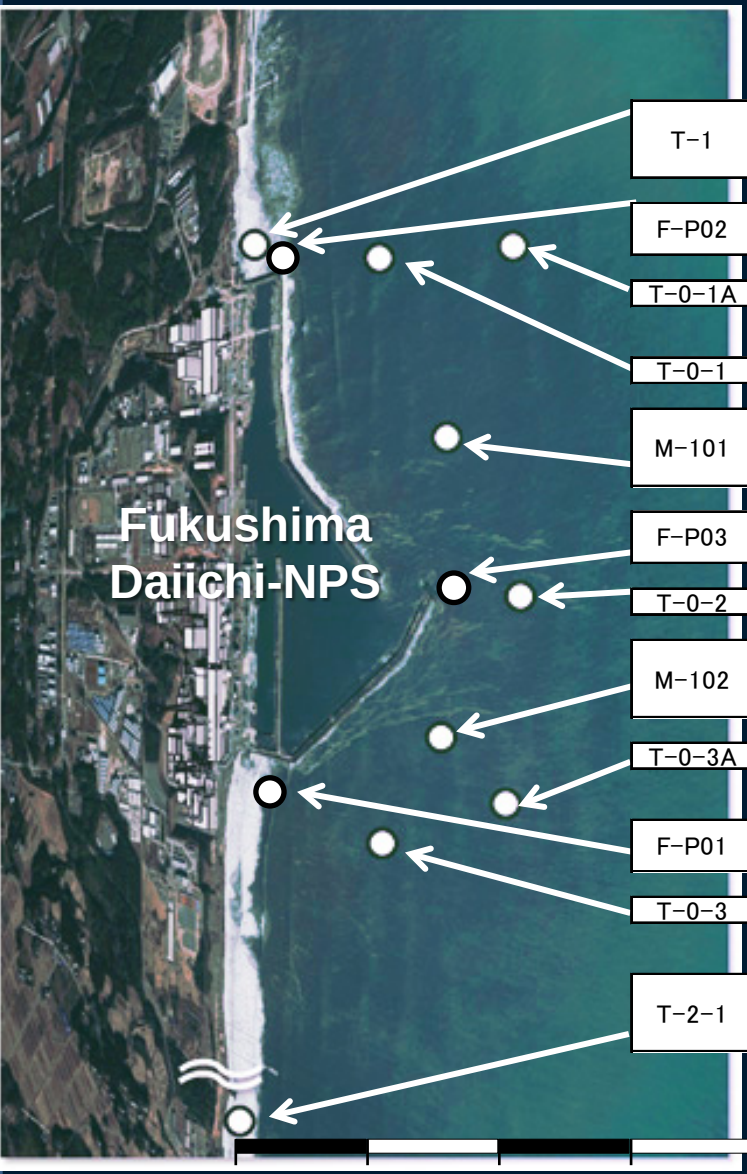


Sea water radioactivity (Bq/L):
ND: under detection limits; Numbers in parentheses: detection limits
*1:Total β: including K-40 *2:Total β: excluding K-40

| Sampling point | Sampling Date | Cs-134 | Cs-137 | total β | H-3 | Sr-90 | total α | Pu-238 | Pu-239+Pu-240 |
|---|---|---|---|---|---|---|---|---|---|
| T-1 | 2014/10/20 | ND(0.66) | ND(0.62) | 13*1 | ND(1.5) | | | | |
| | 2014/9/8 | ND(0.66) | ND(0.69) | 11*1 | 3.7 | 0.23 | ND(2.0) | | |
| | 2014/4/10 | ND(0.85) | ND(0.82) | | | | | ND($5.6\times10^{-6}$) | ($9.4\pm2.2$)$\times10^{-6}$ |
| F-P02 | 2014/7/7 | ND(0.062) | 0.17 | 0.09*2 | 0.44 | 0.083 | | In progress | In progress |
| | 2014/6/16 | ND(0.066) | ND(0.050) | 0.03*2 | ND(0.41) | 0.002 | | ND($7\times10^{-6}$) | ND($7\times10^{-6}$) |
| T-0-1A | 2014/10/17 | ND(0.83) | ND(0.93) | ND(17)*1 | ND(1.6) | | | | |
| T-0-1 | 2014/10/17 | ND(0.60) | ND(0.68) | ND(17)*1 | ND(1.6) | | | | |
| M-101 | 2014/9/13 | 0.040 | 0.12 | | In progress | In progress | | | |
| | 2014/8/19 | 0.0028 | 0.0093 | | 0.11 | In progress | | | |
| | 2014/7/18 | 0.010 | 0.032 | | 0.17 | 0.0026 | | | |
| F-P03 | 2014/7/7 | 0.24 | 0.72 | 0.38*2 | 2.6 | 0.66 | | In progress | In progress |
| | 2014/6/16 | ND(0.080) | ND(0.071) | 0.03*2 | ND(0.41) | 0.003 | | ND($1.3\times10^{-5}$) | ND($1.1\times10^{-5}$) |
| T-0-2 | 2014/10/17 | ND(0.70) | ND(0.76) | ND(17)*1 | ND(1.6) | | | | |
| M-102 | 2014/9/12 | 0.039 | 0.120 | | In progress | In progress | | | |
| | 2014/8/20 | 0.0093 | 0.028 | | 0.15 | In progress | | | |
| | 2014/7/19 | 0.017 | 0.054 | | 0.20 | 0.0099 | | | |
| T-0-3A | 2014/10/17 | ND(0.72) | ND(0.73) | ND(17)*1 | ND(1.6) | | | | |
| F-P01 | 2014/7/7 | ND(0.064) | ND(0.068) | 0.04*2 | ND(0.42) | 0.004 | | In progress | In progress |
| | 2014/6/16 | ND(0.056) | 0.074 | 0.04*2 | ND(0.41) | 0.012 | | ND($6\times10^{-6}$) | ND($6\times10^{-6}$) |
| T-0-3 | 2014/10/17 | ND(0.58) | ND(0.59) | ND(17)*1 | ND(1.6) | | | | |
| T-2-1 | 2014/10/20 | ND(0.76) | ND(0.60) | 14*1 | ND(1.5) | | | | |
| | 2014/9/22 | ND(0.64) | ND(0.67) | 12*1 | ND(1.9) | ND(0.0079) | ND(2.0) | | |
| | 2014/4/10 | ND(0.70) | ND(0.58) | 9.0*1 | | | | ND($5.6\times10^{-6}$) | ($3.1\pm0.41$)$\times10^{-5}$ |

# Sea area between 2-20km radius from the NPS (1)

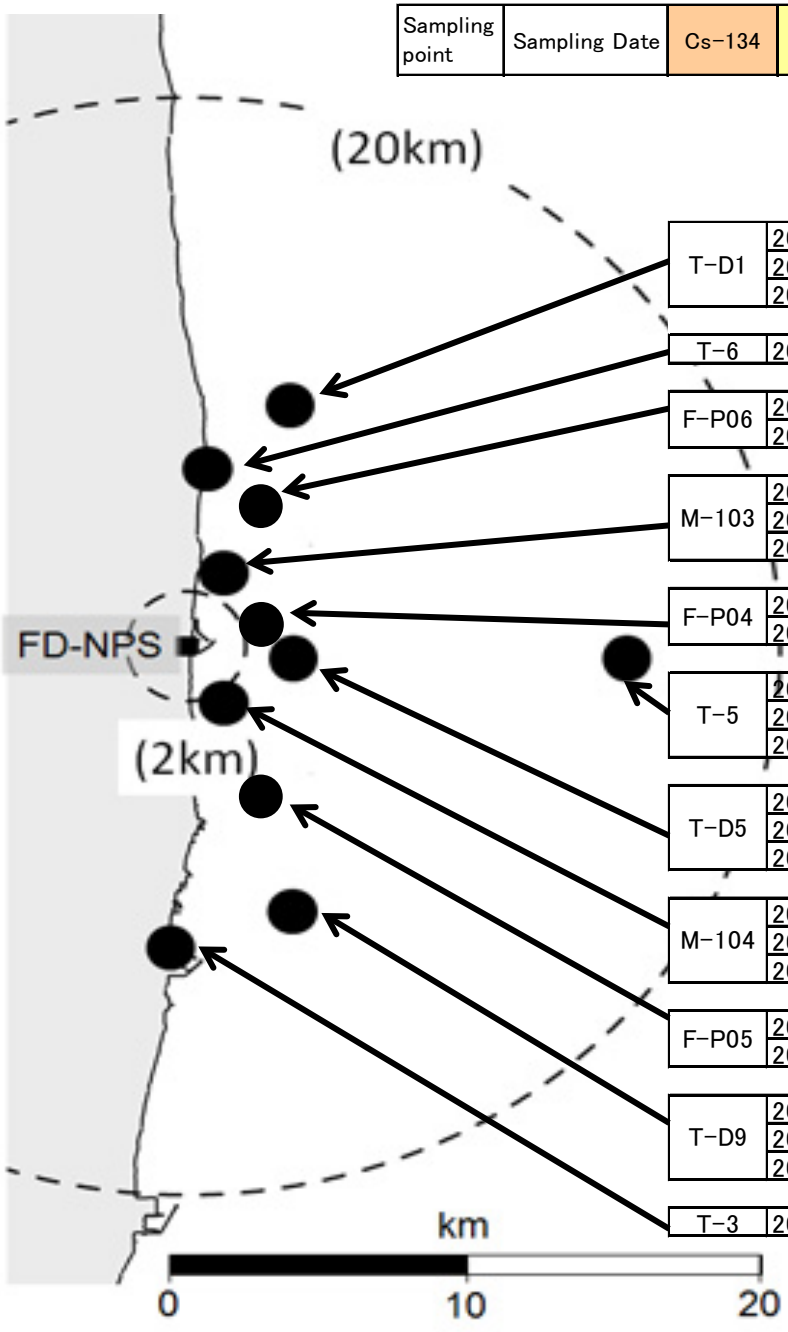


Sea water radioacitivity (Bq/L):
ND: under detection limits; Numbers in parentheses: detection limits
*1:Total β: including K-40 *2:Total β: excluding K-40

| Sampling point | Sampling Date | Cs-134 | Cs-137 | total β | H-3 | Sr-90 | total α | Pu-238 | Pu-239+Pu-240 | S<br>Depth(m) from sea level |
|---|---|---|---|---|---|---|---|---|---|---|
| | | | | | | | | | | S:2m below sea level |
| T-D1 | 2014/9/1 | 0.0031 | 0.0099 | ND(16)*1 | 0.56 | ND(0.01) | ND(2.0) | | | S |
| | 2014/8/18 | 0.0022 | 0.0069 | ND(17)*1 | 0.89 | | | | | S |
| | 2014/4/1 | 0.0027 | 0.0086 | ND(17)*1 | ND(0.30) | ND(0.009) | ND(1.9) | ND($5.3\times10^{-6}$) | $(5.7\pm1.7)\times10^{-6}$ | S |
| T-6 | 2014/9/2 | 0.020 | 0.055 | ND(17)*1 | ND(0.31) | | | | | S |
| F-P06 | 2014/7/7 | ND(0.056) | ND(0.051) | 0.02*2 | ND(0.42) | 0.003 | | In progress | In progress | S |
| | 2014/6/16 | ND(0.055) | ND(0.055) | 0.03*2 | ND(0.40) | 0.001 | | ND($1.4\times10^{-5}$) | ND($1.3\times10^{-5}$) | S |
| M-103 | 2014/9/13 | 0.016 | 0.052 | | In progress | In progress | | | | 0.5m |
| | 2014/8/19 | 0.0025 | 0.0090 | | 0.11 | In progress | | | | |
| | 2014/7/18 | 0.0038 | 0.012 | | 0.12 | 0.00087 | | | | 0.5m |
| F-P04 | 2014/7/7 | ND(0.065) | ND(0.065) | 0.04*2 | ND(0.42) | 0.004 | | In progress | In progress | S |
| | 2014/6/16 | ND(0.074) | ND(0.053) | 0.03*2 | ND(0.41) | 0.004 | | ND($6\times10^{-6}$) | $6\times10^{-6}$ | S |
| T-5 | 2014/9/2 | ND(0.0012) | 0.0018 | ND(16)*1 | ND(0.34) | ND(0.01) | ND(2.0) | | | S |
| | 2014/8/18 | ND(0.0017) | 0.0034 | ND(17)*1 | 0.59 | | | | | S |
| | 2014/4/2 | ND(0.0014) | 0.0044 | ND(17)*1 | ND(0.30) | ND(0.009) | ND(1.9) | ND($5.5\times10^{-6}$) | $(8.3\pm2.1)\times10^{-6}$ | S |
| T-D5 | 2014/9/1 | 0.010 | 0.030 | ND(16)*1 | 0.38 | ND(0.01) | ND(2.0) | | | S |
| | 2014/8/18 | 0.0025 | 0.0066 | ND(17)*1 | 0.60 | | | | | S |
| | 2014/4/1 | 0.0058 | 0.012 | ND(17)*1 | ND(0.30) | ND(0.009) | ND(1.9) | ND($5.2\times10^{-6}$) | ND($4.5\times10^{-6}$) | S |
| M-104 | 2014/9/12 | 0.030 | 0.094 | | In progress | In progress | | | | 0.5m |
| | 2014/8/20 | 0.0059 | 0.019 | | 0.13 | In progress | | | | 0.5m |
| | 2014/7/19 | 0.0048 | 0.017 | | 0.18 | 0.0011 | | | | 0.5m |
| F-P05 | 2014/7/7 | ND(0.056) | ND(0.059) | 0.04*2 | ND(0.41) | 0.006 | | In progress | In progress | S |
| | 2014/6/16 | ND(0.060) | ND(0.076) | 0.03*2 | ND(0.41) | 0.001 | | ND($6\times10^{-6}$) | $6\times10^{-6}$ | S |
| T-D9 | 2014/9/2 | 0.0017 | 0.0059 | ND(16)*1 | ND(0.34) | ND(0.009) | ND(1.9) | | | S |
| | 2014/8/18 | ND(0.0017) | 0.0039 | ND(17)*1 | 0.49 | | | | | S |
| | 2014/4/2 | 0.0041 | 0.010 | ND(16)*1 | ND(0.30) | ND(0.008) | ND(1.9) | ND($4.7\times10^{-6}$) | ND($4.5\times10^{-6}$) | S |
| T-3 | 2014/9/2 | 0.027 | 0.11 | ND(17)*1 | ND(0.31) | | | | | S |

# Sea area between 2-20km radius from the NPS (2)

| Sampling point | Sampling Date | Cs-134 | Cs-137 | S/B |
|---|---|---|---|---|

S:2m below sea level
B:2-3m above sea bottom

Sea water radioacitivity (Bq/L):
ND: under detection limits; Numbers in parentheses: detection limits

| Sampling point | Sampling Date | Cs-134 | Cs-137 | S/B |
|---|---|---|---|---|
| T-S1 | 2014/8/21 | 0.0039 | 0.014 | S |
| | | 0.0018 | 0.0065 | B |
| T-14 | 2014/9/1 | 0.0022 | 0.0075 | S |
| | | 0.0095 | 0.035 | B |
| T-S2 | 2014/8/21 | 0.0020 | 0.0066 | S |
| | | ND(0.0013) | 0.0067 | B |
| T-D1 | 2014/9/9 | 0.0054 | 0.016 | S |
| | | 0.0063 | 0.020 | B |
| T-6 | 2014/9/9 | 0.026 | 0.078 | S |
| T-S8 | 2014/8/23 | 0.0025 | 0.0080 | S |
| | | 0.0018 | 0.011 | B |
| T-3 | 2014/9/9 | 0.040 | 0.13 | S |
| T-S7 | 2014/9/4 | 0.018 | 0.059 | S |
| | | 0.014 | 0.043 | B |
| T-S5 | 2014/9/4 | 0.021 | 0.058 | S |
| | | 0.0058 | 0.018 | B |
| T-S3 | 2014/8/7 | 0.014 | 0.038 | S |
| | | 0.0028 | 0.011 | B |
| T-S4 | 2014/8/7 | 0.0073 | 0.021 | S |
| | | 0.0016 | 0.0069 | B |
| T-D5 | 2014/9/9 | 0.0045 | 0.014 | S |
| | | 0.0087 | 0.028 | B |
| T-5 | 2014/9/2 | ND(0.0012) | 0.0018 | S |
| | | ND(0.0012) | 0.0037 | B |
| T-B3 | 2014/9/6 | ND(0.0014) | 0.0026 | S |
| | | 0.0015 | 0.0043 | B |
| T-B4 | 2014/9/6 | ND(0.0014) | 0.0029 | S |
| | | 0.0016 | 0.0038 | B |
| T-D9 | 2014/9/9 | 0.0018 | 0.0083 | S |
| | | 0.0020 | 0.0077 | B |
| T-11 | 2014/9/2 | 0.0091 | 0.030 | S |
| | | 0.011 | 0.034 | B |

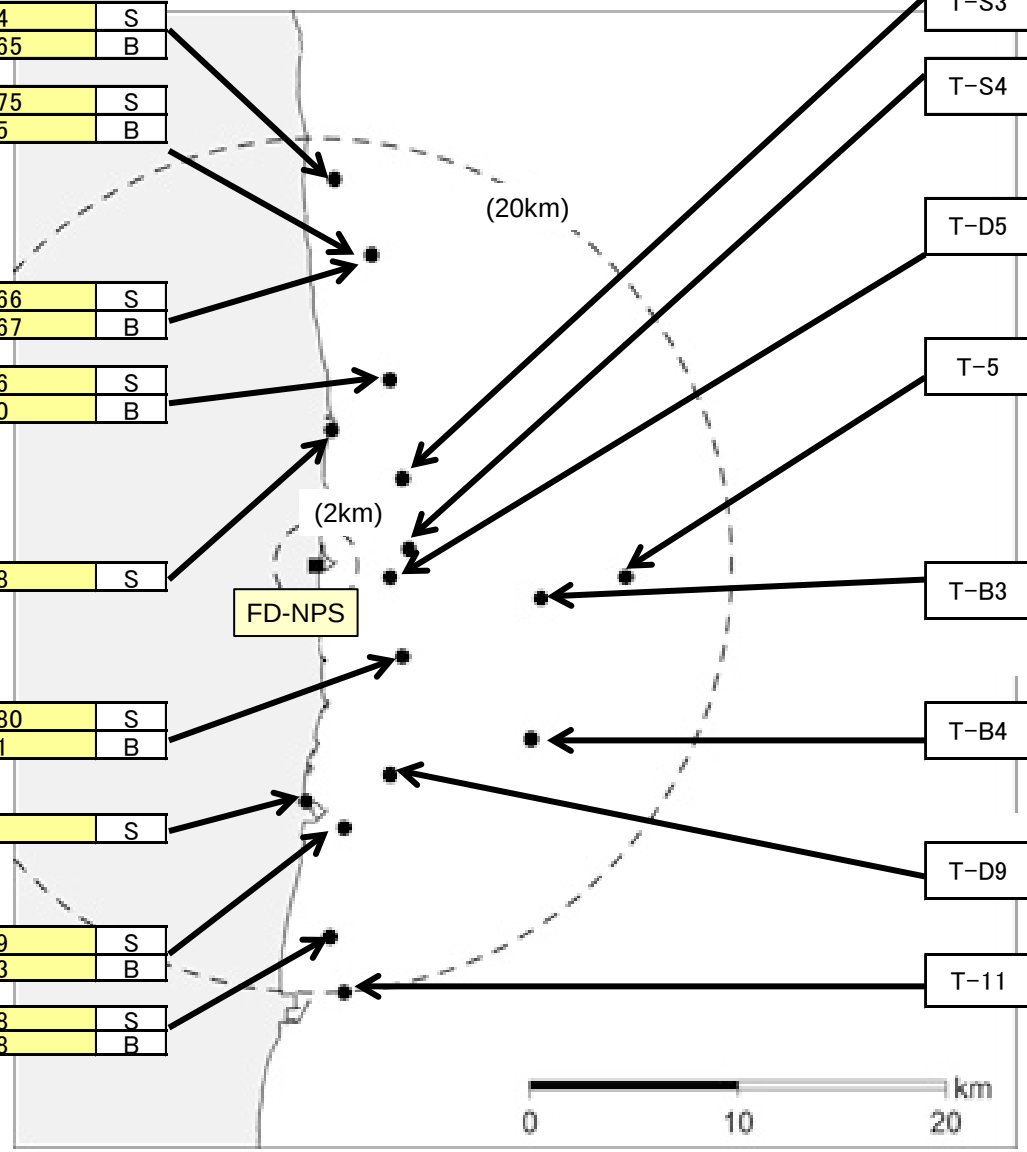

# Sea area between 20-100km radius from the NPS(1)

| Sampling point | Sampling Date | Cs-134 | Cs-137 | Sr-90 | S/B |
|---|---|---|---|---|---|
| | | | | | Depth(m) from sea level |

S:2m below sea level B:2-3m above sea bottom

Sea water radioacitivity (Bq/L):
ND: under detection limits; Numbers in parentheses: detection limits

| Sampling point | Sampling Date | Cs-134 | Cs-137 | Sr-90 | S/B |
|---|---|---|---|---|---|
| T-MA | 2014/8/29 | 0.0027 | 0.0078 | | S |
| | | 0.0028 | 0.0086 | | B |
| T-13-1 | 2014/8/29 | 0.0029 | 0.011 | | S |
| | | 0.0021 | 0.0071 | | B |
| T-7 | 2014/8/6 | 0.0022 | 0.0071 | | S |
| | | ND(0.0013) | 0.0029 | | B |
| T-4 | 2014/9/9 | 0.027 | 0.091 | | S |
| | 2014/9/2 | 0.034 | 0.10 | | S |
| | 2014/8/26 | 0.051 | 0.16 | | S |
| T-12 | 2014/8/2 | 0.0046 | 0.014 | | S |
| | | 0.0047 | 0.020 | | B |
| T-17-1 | 2014/8/2 | 0.0026 | 0.0089 | | S |
| | | 0.0030 | 0.010 | | B |

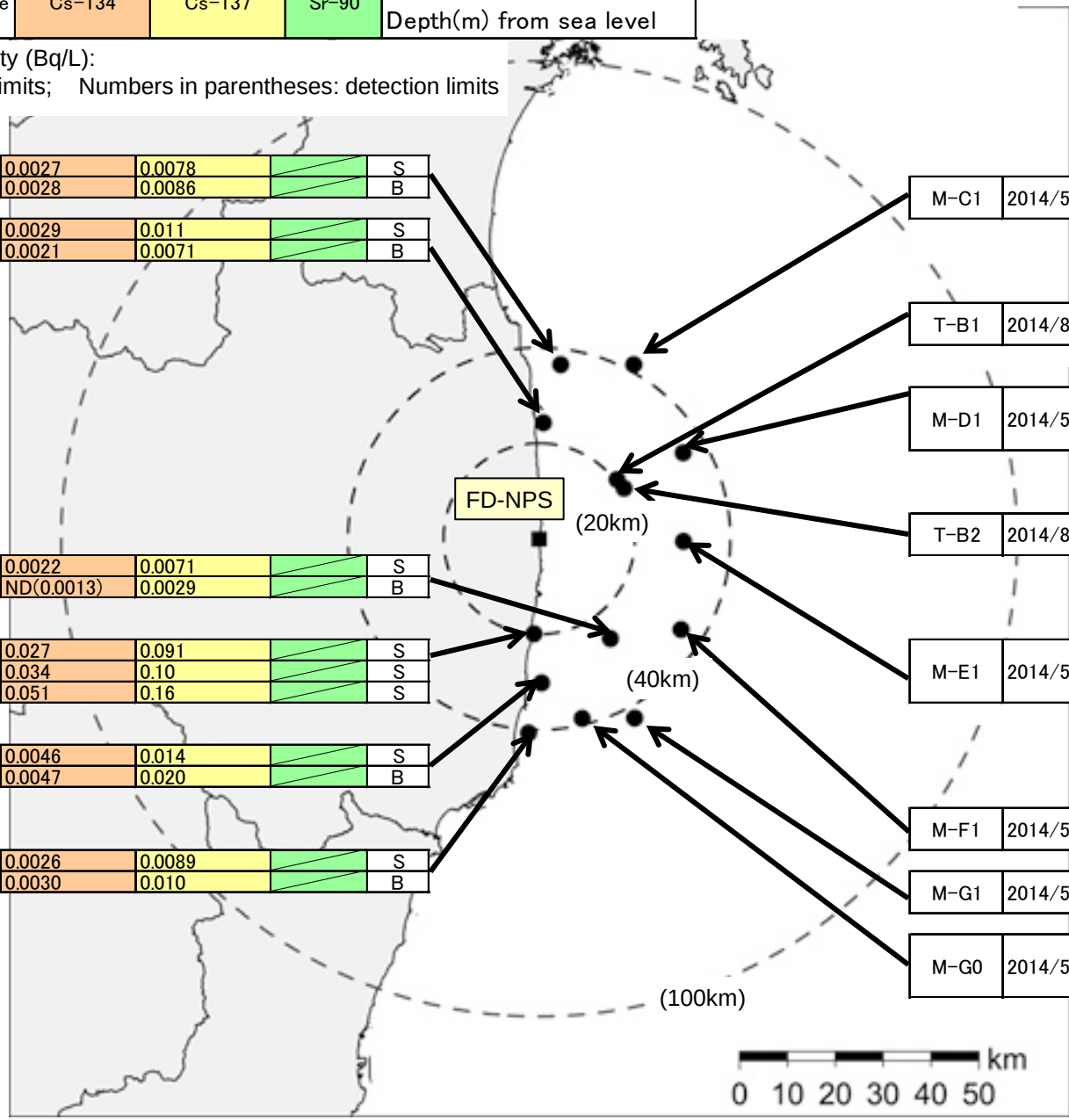


| Sampling point | Sampling Date | Cs-134 | Cs-137 | Sr-90 | Depth(m) from sea level |
|---|---|---|---|---|---|
| M-C1 | 2014/5/13 | 0.0013 | 0.0039 | 0.00081 | 1m |
| | | 0.0015 | 0.0050 | | 46m |
| T-B1 | 2014/8/20 | ND(0.0013) | 0.0031 | | S |
| | | ND(0.0013) | 0.0048 | | B |
| M-D1 | 2014/5/20 | 0.0017 | 0.0048 | 0.00092 | 1m |
| | | 0.0016 | 0.0051 | | 50m |
| | | ND(0.00056) | 0.0023 | | 116m |
| T-B2 | 2014/8/20 | ND(0.0013) | 0.0024 | | S |
| | | ND(0.0013) | 0.0043 | | B |
| M-E1 | 2014/5/17 | 0.0012 | 0.0046 | 0.00081 | 1m |
| | | 0.00096 | 0.0036 | | 50m |
| | | ND(0.00059) | 0.0020 | | 125m |
| M-F1 | 2014/5/17 | 0.0016 | 0.0049 | | 1m |
| | | ND(0.00068) | 0.0020 | | 133m |
| M-G1 | 2014/5/24 | ND(0.00055) | 0.0015 | | 1m |
| | | ND(0.00065) | 0.0019 | | 129m |
| M-G0 | 2014/5/24 | ND(0.00055) | 0.0017 | | 1m |
| | | ND(0.00064) | 0.0028 | | 50m |
| | | 0.00068 | 0.0036 | | 93m |

# Sea area between 20-100km radius from the NPS(2)

| Sampling point | Sampling Date | Cs-134 | Cs-137 | Total β* | H-3 | Sr-90 | S/B Depth(m) from sea level |
|---|---|---|---|---|---|---|---|

S:2m below sea level B:2-3m above sea bottom

Sea water radioacitivity (Bq/L):
ND: under detection limits; Numbers in parentheses: detection limits
*Total β: excluding K-40

| | | | | | | | |
|---|---|---|---|---|---|---|---|
| M-C3 | 2014/8/16 | In progress | In progress | 0.021 | 0.10 | In progress | 1m |
| | 2014/5/13 | 0.0017 | 0.0063 | 0.024 | 0.11 | 0.0011 | 1m |
| | | 0.00071 | 0.0023 | | | | 50m |
| | | ND(0.00061) | 0.0015 | | | | 124m |
| T-22 | 2014/8/29 | 0.0028 | 0.010 | | | | S |
| | | 0.0032 | 0.012 | | | | B |
| M-D3 | 2014/8/23 | In progress | In progress | 0.025 | 0.10 | In progress | 1m |
| | 2014/5/16 | 0.0017 | 0.0061 | 0.018 | 0.080 | 0.0012 | 1m |
| | | ND(0.00061) | 0.0020 | | | | 100m |
| | | ND(0.00061) | 0.0014 | | | | 210m |
| M-F3 | 2014/8/21 | In progress | In progress | 0.026 | 0.098 | In progress | 1m |
| | 2014/5/18 | 0.0016 | 0.0048 | 0.027 | 0.089 | 0.0011 | 1m |
| | | ND(0.00057) | 0.0015 | | | | 100m |
| | | ND(0.00066) | 0.0015 | | | | 222m |
| T-18 | 2014/8/6 | 0.0027 | 0.0074 | | | | S |
| | | 0.0026 | 0.0073 | | | | B |
| T-20 | 2014/8/2 | 0.0015 | 0.0068 | | | | S |
| | | 0.0019 | 0.0077 | | | | B |
| T-M10 | 2014/8/6 | ND(0.0013) | 0.0023 | | | | S |
| | | ND(0.0013) | 0.0038 | | | | B |

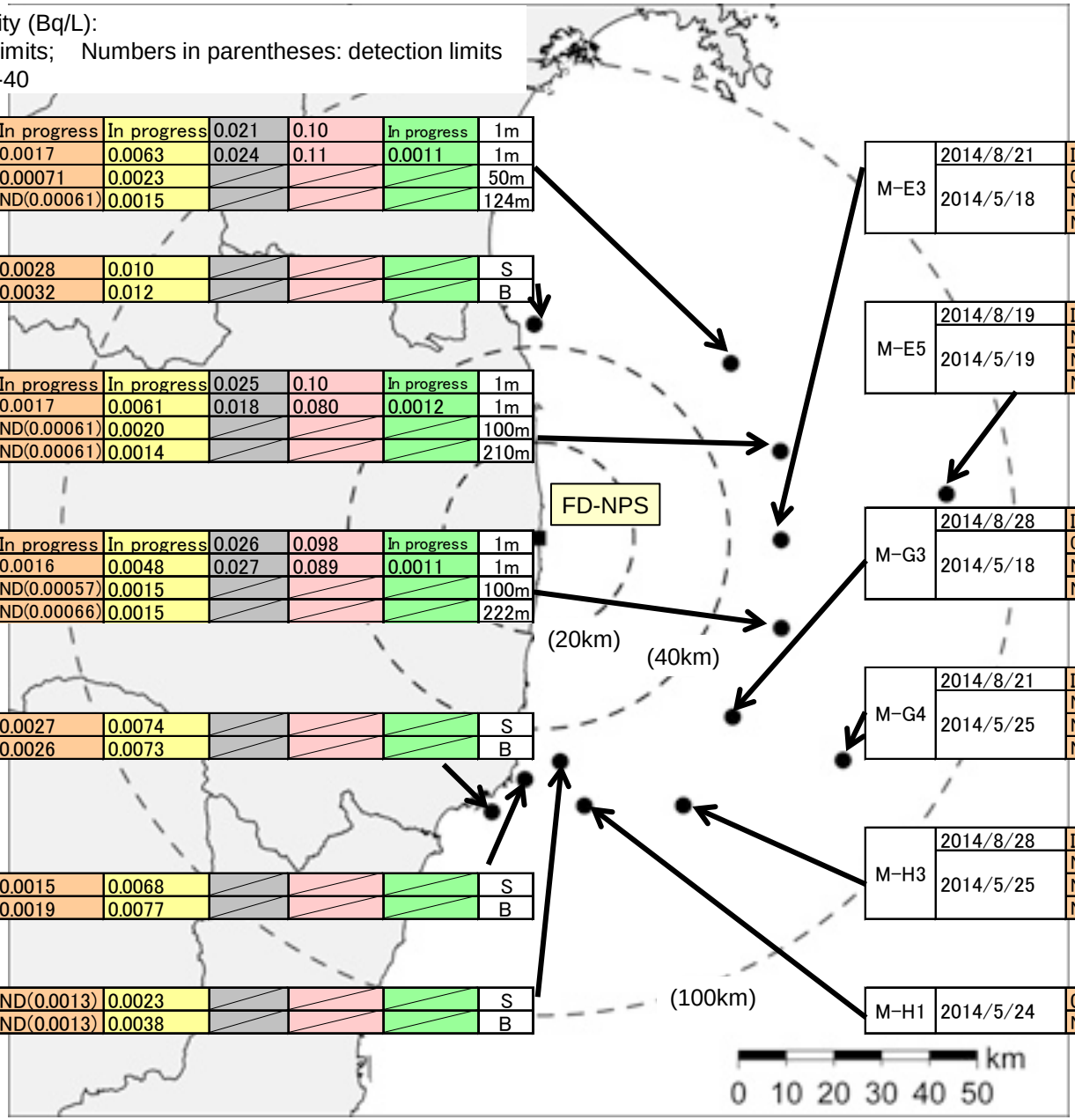


| | | | | | | | |
|---|---|---|---|---|---|---|---|
| M-E3 | 2014/8/21 | In progress | In progress | 0.029 | 0.073 | In progress | 1m |
| | 2014/5/18 | 0.0015 | 0.0038 | 0.024 | 0.10 | 0.00091 | 1m |
| | | ND(0.00064) | 0.0019 | | | | 100m |
| | | ND(0.00064) | 0.0014 | | | | 218m |
| M-E5 | 2014/8/19 | In progress | In progress | 0.025 | 0.095 | In progress | 1m |
| | 2014/5/19 | ND(0.00059) | 0.0015 | 0.021 | 0.076 | 0.00084 | 1m |
| | | ND(0.00056) | 0.0018 | | | | 100m |
| | | ND(0.00075) | 0.00062 | | | | 522m |
| M-G3 | 2014/8/28 | In progress | In progress | 0.022 | 0.10 | In progress | 1m |
| | 2014/5/18 | 0.0011 | 0.0029 | 0.027 | 0.076 | 0.00084 | 1m |
| | | ND(0.00056) | 0.0016 | | | | 100m |
| | | ND(0.00064) | 0.0016 | | | | 196m |
| M-G4 | 2014/8/21 | In progress | In progress | 0.024 | 0.062 | In progress | 1m |
| | 2014/5/25 | ND(0.00063) | 0.0028 | 0.024 | 0.059 | 0.0011 | 1m |
| | | ND(0.00059) | 0.0016 | | | | 100m |
| | | ND(0.00080) | 0.00057 | | | | 645m |
| M-H3 | 2014/8/28 | In progress | In progress | 0.025 | 0.065 | In progress | 1m |
| | 2014/5/25 | ND(0.00060) | 0.0021 | 0.020 | 0.084 | 0.0010 | 1m |
| | | ND(0.00056) | 0.0017 | | | | 100m |
| | | ND(0.00053) | 0.0017 | | | | 214m |
| M-H1 | 2014/5/24 | 0.0016 | 0.0049 | | | | 1m |
| | | ND(0.00059) | 0.0020 | | | | 121m |

# Sea area along and off the coast of Miyagi Prefecture

S:2m below sea level
M:between 2m below sea level and 2-3m above sea bottom
B:2-3m above sea bottom

Sea water radioactivity (Bq/L):
ND: under detection limits; Numbers in parentheses: detection limits

| Sampling point | Sampling Date | Cs-134 | Cs-137 | Sr-90 | S/M/B Depth(m) from sea level |
|---|---|---|---|---|---|
| T-MG1 | 2014/9/8 | ND(0.0016) | 0.0036 | | S |
| | | ND(0.0016) | 0.0027 | | M |
| | | ND(0.0016) | 0.0015 | | B |
| T-MG4 | 2014/9/2 | ND(0.0016) | 0.0045 | | S |
| | | ND(0.0016) | 0.0024 | | M |
| | | ND(0.0016) | 0.0021 | | B |
| T-MG5 | 2014/9/2 | ND(0.0016) | 0.0037 | ND(0.01) | S |
| | | ND(0.0016) | 0.0017 | | M |
| | | ND(0.0016) | 0.0021 | | B |
| T-MG6 | 2014/9/2 | ND(0.0016) | 0.0059 | | S |
| | | ND(0.0016) | 0.0029 | | M |
| | | ND(0.0016) | 0.0028 | | B |
| M-B1 | 2014/5/13 | 0.0023 | 0.0083 | | 1m |
| | | 0.0021 | 0.0067 | | 36m |
| M-B3 | 2014/5/14 | 0.0014 | 0.0060 | 0.0011 | 1m |
| | | 0.0017 | 0.0054 | | 50m |
| | | 0.0030 | 0.0094 | | 105m |

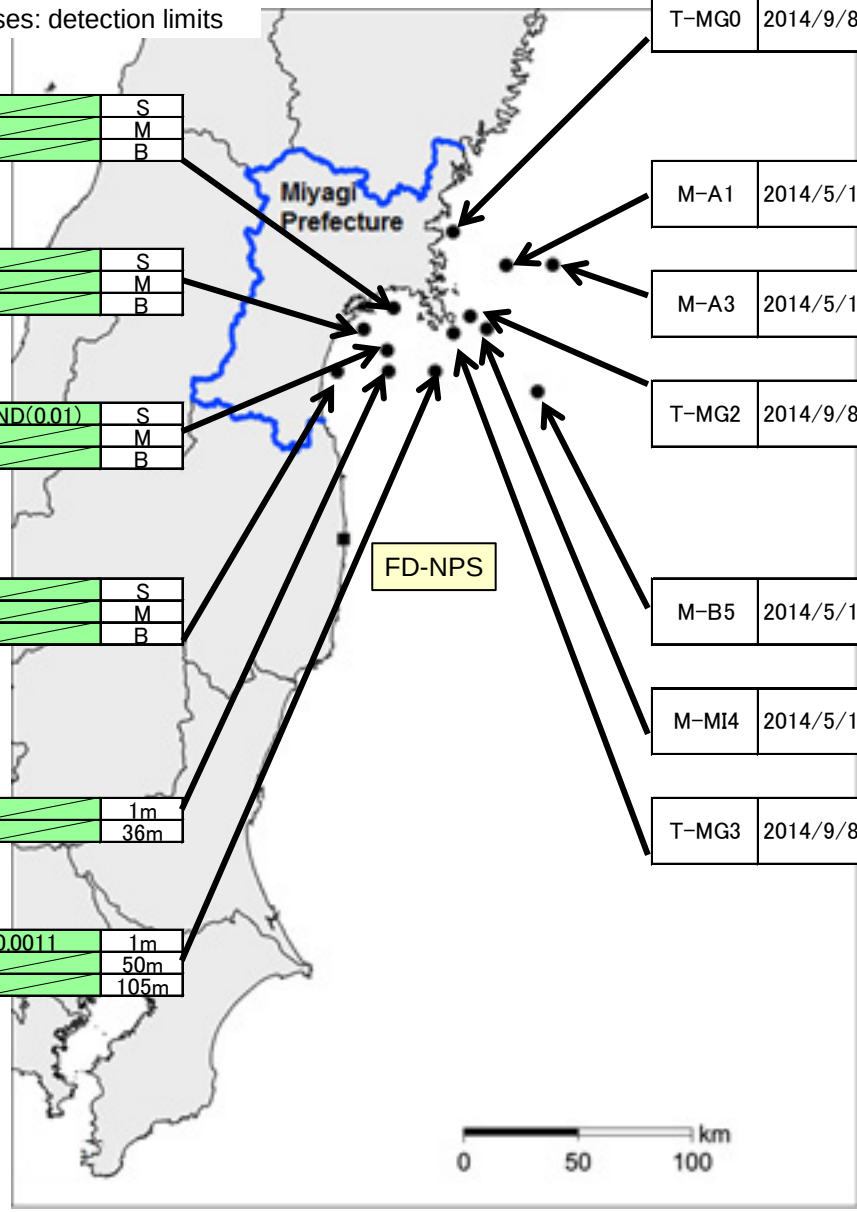


| | | | | | |
|---|---|---|---|---|---|
| T-MG0 | 2014/9/8 | ND(0.0016) | 0.0037 | | S |
| | | ND(0.0016) | 0.0019 | | M |
| | | ND(0.0016) | 0.0016 | | B |
| M-A1 | 2014/5/15 | ND(0.00066) | 0.0017 | | 1m |
| | | ND(0.00068) | 0.0017 | | 100m |
| | | ND(0.00059) | 0.0019 | | 194m |
| M-A3 | 2014/5/15 | ND(0.00073) | 0.0019 | | 1m |
| | | ND(0.00061) | 0.0013 | | 100m |
| | | ND(0.00059) | 0.00086 | | 476m |
| T-MG2 | 2014/9/8 | ND(0.0016) | 0.0027 | | S |
| | | ND(0.0016) | 0.0021 | | M |
| | | ND(0.0016) | 0.0020 | | B |
| M-B5 | 2014/5/16 | ND(0.00056) | 0.0013 | | 1m |
| | | ND(0.00054) | 0.0016 | | 100m |
| | | ND(0.00074) | 0.0015 | | 348m |
| M-MI4 | 2014/5/15 | ND(0.00078) | 0.0015 | | 1m |
| | | ND(0.00059) | 0.0017 | | 100m |
| | | ND(0.00056) | 0.0016 | | 145m |
| T-MG3 | 2014/9/8 | ND(0.0016) | 0.0021 | | S |
| | | ND(0.0016) | 0.0019 | | M |
| | | ND(0.0016) | 0.0016 | | B |

# Sea area along and off the coast of Ibaraki Pref. and Chiba Pref.

| Sampling point | Sampling Date | Cs-134 | Cs-137 | Sr-90 | S/B |
|---|---|---|---|---|---|
| | | | | | S:2m below sea level B:2-3m above sea bottom |
| | | | | | Depth(m) from sea level |

Sea water radioactivity (Bq/L):
ND: under detection limits; Numbers in parentheses: detection limits

| | | | | | |
|---|---|---|---|---|---|
| T-Z | 2014/9/8 | ND(1.1) | ND(1.2) | | S |
| | | ND(1.1) | ND(1.2) | | B |
| T-A | 2014/9/8 | ND(1.1) | ND(1.2) | | S |
| | | ND(1.1) | ND(1.2) | | B |
| T-B | 2014/9/13 | ND(1.1) | ND(1.2) | | S |
| | | ND(1.1) | ND(1.2) | | B |
| M-J1 | 2014/5/27 | 0.0015 | 0.0053 | 0.0011 | 1m |
| | | 0.0015 | 0.0045 | | 39m |
| T-C | 2014/9/13 | ND(1.1) | ND(1.2) | ND(0.01) | S |
| | | ND(1.1) | ND(1.2) | | B |
| M-K1 | 2014/5/27 | 0.00084 | 0.0035 | | 1m |
| | | 0.0012 | 0.0040 | | 23m |
| T-D | 2014/9/12 | ND(1.1) | ND(1.2) | | S |
| | | ND(1.1) | ND(1.2) | | B |
| M-M1 | 2014/5/29 | ND(0.00074) | 0.0025 | | 1m |
| | | ND(0.00057) | 0.0029 | | 100m |

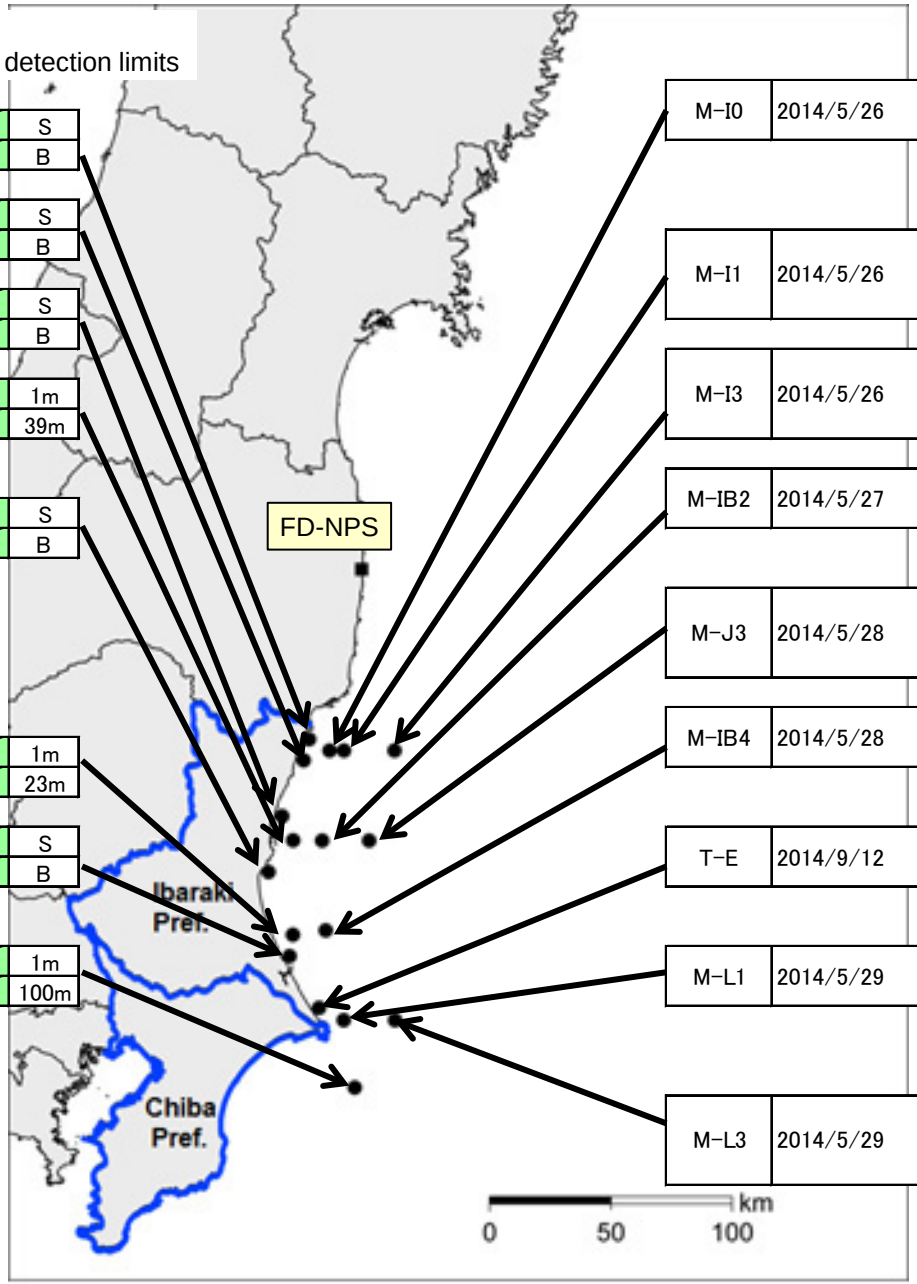


| | | | | | |
|---|---|---|---|---|---|
| M-I0 | 2014/5/26 | 0.0015 | 0.0054 | 0.0012 | 1m |
| | | 0.0014 | 0.0046 | | 63m |
| M-I1 | 2014/5/26 | 0.0015 | 0.0056 | | 1m |
| | | 0.0027 | 0.0062 | | 50m |
| | | 0.00070 | 0.0034 | | 89m |
| M-I3 | 2014/5/26 | ND(0.00079) | 0.0022 | | 1m |
| | | ND(0.00059) | 0.0017 | | 100m |
| | | ND(0.00074) | 0.0019 | | 170m |
| M-IB2 | 2014/5/27 | 0.0019 | 0.0076 | | 1m |
| | | ND(0.00075) | 0.0025 | | 104m |
| M-J3 | 2014/5/28 | 0.00084 | 0.0032 | | 1m |
| | | ND(0.00061) | 0.0015 | | 100m |
| | | ND(0.00054) | 0.00055 | | 548m |
| M-IB4 | 2014/5/28 | 0.0017 | 0.0055 | | 1m |
| | | 0.0012 | 0.0039 | | 107m |
| T-E | 2014/9/12 | ND(1.1) | ND(1.2) | | S |
| | | ND(1.1) | ND(1.2) | | B |
| M-L1 | 2014/5/29 | ND(0.00062) | 0.0030 | | 1m |
| | | 0.00080 | 0.0032 | | 34m |
| M-L3 | 2014/5/29 | 0.00062 | 0.0026 | | 1m |
| | | ND(0.00064) | 0.0027 | | 100m |
| | | ND(0.00063) | 0.0027 | | 154m |

# Open sea off the coast of Eastern Japan

Sea water radioactivity (Bq/L):
ND: under detection limits;  Numbers in parentheses: detection limits

| Sampling point | Sampling Date | Cs-134 | Cs-137 | Depth(m) from sea level |
|---|---|---|---|---|
| M-10 | 2014/6/18 | ND(0.00054) | 0.0020 | 1m |
| | | ND(0.00073) | 0.0017 | 100m |
| | | ND(0.00052) | 0.0013 | 200m |
| | | ND(0.00058) | 0.0011 | 300m |
| | | ND(0.00051) | 0.00059 | 500m |
| M-14 | 2014/6/19 | ND(0.00056) | 0.0022 | 1m |
| | | ND(0.00057) | 0.0018 | 100m |
| | | ND(0.00053) | 0.0016 | 200m |
| | | ND(0.00058) | 0.00093 | 300m |
| | | ND(0.00059) | 0.00054 | 500m |
| M-19 | 2014/6/20 | 0.00095 | 0.0033 | 1m |
| | | ND(0.00057) | 0.0020 | 100m |
| | | ND(0.00063) | 0.0014 | 200m |
| | | ND(0.00053) | 0.0012 | 300m |
| | | ND(0.00057) | 0.00086 | 500m |
| M-20 | 2014/6/21 | 0.00067 | 0.0026 | 1m |
| | | ND(0.00059) | 0.0028 | 100m |
| | | ND(0.00073) | 0.0024 | 200m |
| | | ND(0.00057) | 0.0015 | 300m |
| | | ND(0.00055) | 0.00070 | 500m |
| M-25 | 2014/6/24 | ND(0.00057) | 0.0016 | 1m |
| | | ND(0.00055) | 0.0019 | 100m |
| | | 0.00069 | 0.0033 | 200m |
| | | 0.00097 | 0.0043 | 300m |
| | | ND(0.00060) | 0.0023 | 500m |

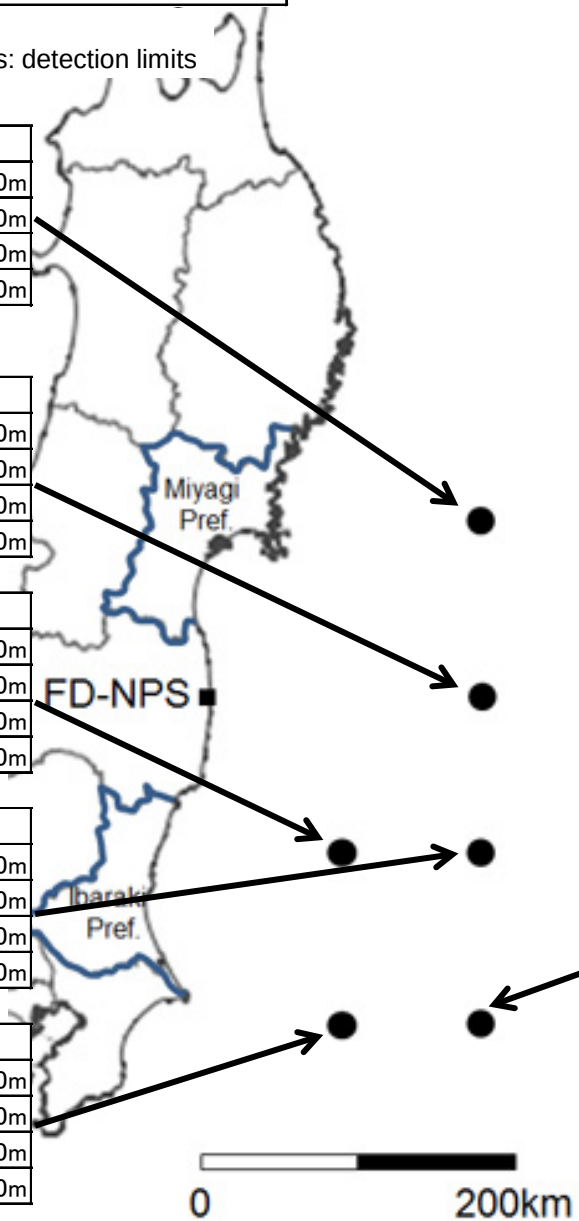


| | | | | |
|---|---|---|---|---|
| M-11 | 2014/6/18 | 0.00062 | 0.0030 | 1m |
| | | 0.00078 | 0.0028 | 100m |
| | | ND(0.00052) | 0.0020 | 200m |
| | | ND(0.00054) | 0.0014 | 300m |
| | | ND(0.00059) | 0.0012 | 500m |
| M-15 | 2014/6/19 | ND(0.00056) | 0.0025 | 1m |
| | | ND(0.00055) | 0.0021 | 100m |
| | | ND(0.00060) | 0.0017 | 200m |
| | | ND(0.00052) | 0.0012 | 300m |
| | | ND(0.00061) | 0.00080 | 500m |
| M-21 | 2014/6/21 | ND(0.00057) | 0.0020 | 1m |
| | | ND(0.00056) | 0.0029 | 100m |
| | | 0.00063 | 0.0032 | 200m |
| | | ND(0.00065) | 0.0021 | 300m |
| | | ND(0.00053) | 0.0015 | 500m |
| M-26 | 2014/6/23 | ND(0.00056) | 0.0022 | 1m |
| | | ND(0.00069) | 0.0031 | 100m |
| | | 0.00099 | 0.0038 | 200m |
| | | 0.0013 | 0.0047 | 300m |
| | | 0.00066 | 0.0032 | 500m |
| M-27 | 2014/6/22 | ND(0.00057) | 0.0028 | 1m |
| | | ND(0.00070) | 0.0027 | 100m |
| | | 0.0010 | 0.0033 | 200m |
| | | ND(0.00056) | 0.0035 | 300m |
| | | 0.0011 | 0.0051 | 500m |